EL-PL-C

Note: Printed Copy is UNCONTROLLED.

GREASE RECEPTACLES (36-0600-05)

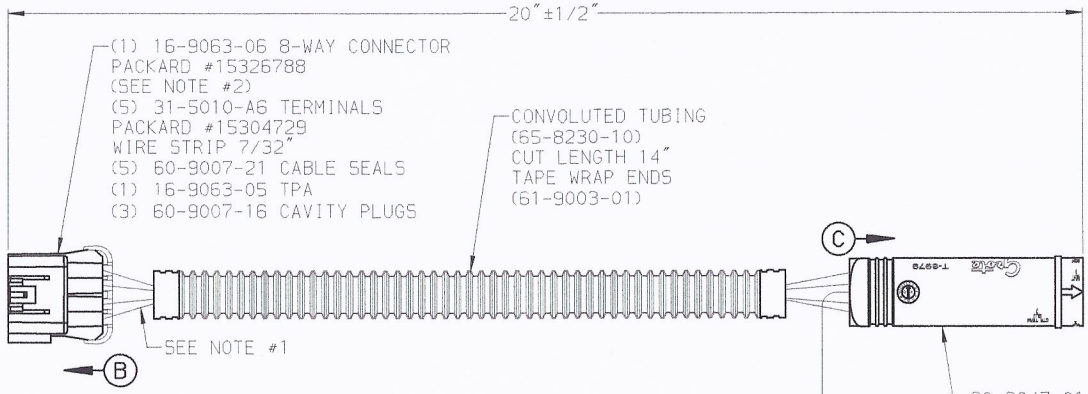

NOTES:

1. ALL WIRE IS 14 GA. GPT, CUT LENGTH 18 1/2". (FOR RED WIRE SEE WIRE DETAIL "A")
2. PINOUT FOR 16-9063-06 CONNECTOR IS AS FOLLOWS:

POSITION	COLOR/FUNCTION	WIRE GROTE PART
A	YELLOW (LEFTH TURN)	70-2410-01
B	RED (STOP)	70-2310-01
C	BLUE (BACK-UP)	70-2610-02
D	CAVITY PLUG	N/A
E	CAVITY PLUG	N/A
F	CAVITY PLUG	N/A
G	BROWN (TAIL)	70-2110-01
H	GREEN (RIGHT TURN)	70-2210-01

3. JUMPER FROM PINOUT #3 TO 4 AND # 5 TO 7.

14 GA. WHITE GPT CABLE
(70-2710-01)
CUT LENGTH 10 1/2"

60-2047-01 (T-6979)
PVC 10-0050-11
(3) 31-5020-09 TERMINALS
WIRE STRIP 7/32"
(ON WHITE, BLUE & BROWN)
(4) 31-5020-22 TERMINALS
WIRE STRIP 5/16"
(4) 65-8206-21 SLEEVES
(RED, BROWN, BLUE & RED)

(1) 31-5000-57 TERMINAL
WIRE STRIP 5/16"
(1) 65-8238-02 SHRINK TUBE

(FOR RED WIRES)

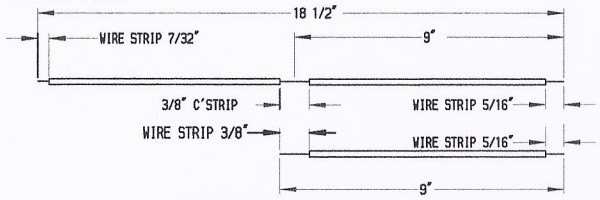

WIRE DETAIL "A"

SONIC WELD RED WIRES AND COVER WITH 65-8238-02 SHRINK TUBE.

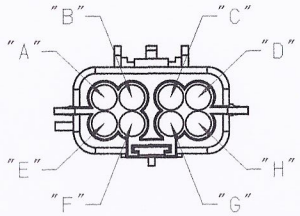

OPERATOR LOAD VIEW "B"
(IN DIRECTION OF ARROW)

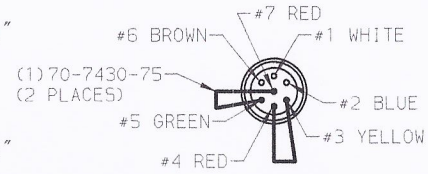

OPERATOR LOAD VIEW "C"
(IN DIRECTION OF ARROW)

REV	DESCRIPTION	ENG APP'L	ECO NO. AND DATE
A CAA	ISSUED		541405 11-24-11

TECHNICAL INFORMATION DISCLOSED HEREIN IS THE CONFIDENTIAL PROPERTY OF GROTE INDUSTRIES, INC. AND IS ISSUED IN CONFIDENCE FOR ENGINEERING INFORMATION ONLY. IT MAY NOT BE REPRODUCED OR USED IN ANY WAY WITHOUT EXPRESS WRITTEN LICENSE FROM GROTE INDUSTRIES, INC.

GCC DENOTES GROTE CONTROL CHARACTERISTIC

THIRD ANGLE PROJECTION

DR. BY: C. ALTAMIRANO | SCALE: NONE | UNITS: IN

DATE: 11-24-11 | DO NOT SCALE DRAWING

MATERIAL NO. | CHECKED BY:

MAT'L DESCRIPTION: NOTED

TITLE: GM ADAPTER HARNESS

GROTE INDUSTRIES, LLC
MADISON, INDIANA U.S.A.

SIZE	PART/DWG NO.	REV.	SHT #
B	01-6697-G2	A	1 OF 1

SYSTEM/REV. MEDUSA 4 | PROJECT #: 6897 | 3D DATA: NO

2/21/13